

(8.1) TAG Vanguard 20/80 Index 11-01-2022



Cumulative Return

January 01, 2022 through November 01, 2022



Performance data quoted presents past performance; past performance does not guarantee future results; the investment return and principal value of an investment will fluctuate; an investor's shares, when redeemed, may be worth more or less than their original cost; current performance may be lower or higher than quoted performance data and can be accessed at https://go.ycharts.com/fund_contact_info (See Important Disclosures for standardized returns information).

Basic Info

No description given

Benchmark

(1.11) Fixed Income Benchmark *

Advisory Fee

--

*Benchmark information defined in disclosure section.

Periodic Return

Data as of Oct. 31, 2022



	YTD	1Y	3Y	5Y	10Y	15Y
● (8.1) TAG Van.ndex	-15.17%	--	--	--	--	--

Key Stats

Expense Ratio

0.04%

Distribution Yield

3.03%

Cash Net Allocation

2.70%

Beta vs Cat 5Y

--

Alpha vs Cat 5Y

--

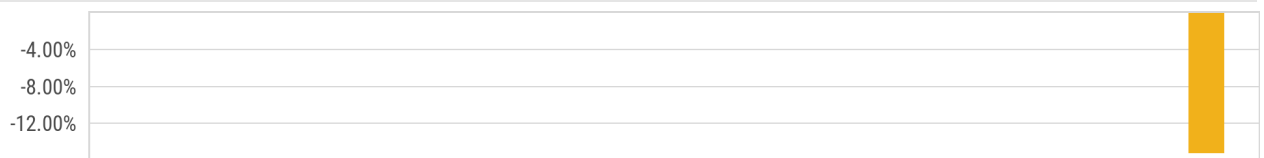
YTD Total Returns

-15.17%

Performance data quoted presents past performance; past performance does not guarantee future results; the investment return and principal value of an investment will fluctuate; an investor's shares, when redeemed, may be worth more or less than their original cost; current performance may be lower or higher than quoted performance data and can be accessed at https://go.ycharts.com/fund_contact_info (See Important Disclosures for standardized returns information).

Annual Return

Data as of Oct. 31, 2022



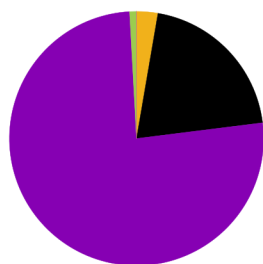
	2012	2013	2014	2015	2016	2017	2018	2019	2020	2021	YTD
● (8.1) T...ndex	--	--	--	--	--	--	--	--	--	--	-15.17%

Performance data quoted presents past performance; past performance does not guarantee future results; the investment return and principal value of an investment will fluctuate; an investor's shares, when redeemed, may be worth more or less than their original cost; current performance may be lower or higher than quoted performance data and can be accessed at https://go.ycharts.com/fund_contact_info (See Important Disclosures for standardized returns information).

2022 YCharts, Inc. All Rights Reserved. YCharts, Inc. ("YCharts") is not registered with the U.S. Securities and Exchange Commission (or with the securities regulatory authority or body of any state or any other jurisdiction) as an investment adviser, broker-dealer or in any other capacity, and does not purport to provide investment advice or make investment recommendations. This report has been generated using data manually input by the creator of this report combined with data and calculations from YCharts.com and is intended solely to assist you or your investment or other adviser(s) in conducting investment research. You should not construe this report as an offer to buy or sell, as a solicitation of an offer to buy or sell, or as a recommendation to buy, sell, hold or trade, any security or other financial instrument. THE IMPORTANT DISCLOSURES FOUND AT THE END OF THIS REPORT (WHICH INCLUDE DEFINITIONS OF CERTAIN TERMS USED IN THIS REPORT) ARE AN INTEGRAL PART OF THIS REPORT AND MUST BE READ IN CONJUNCTION WITH YOUR REVIEW OF THIS REPORT. For further information regarding your use of this report, please go to: <https://get.ycharts.com/disclosure/>

Asset Allocation

Data as of: Nov. 1, 2022



● Cash	2.70%	● Convertible	0.86%
● Stock	20.32%	● Preferred	0.00%
● Bond	76.11%	● Other	0.01%

Region Exposure



Market Classification

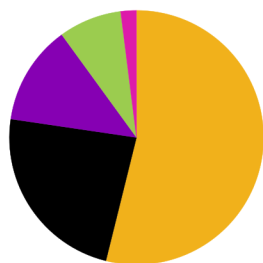
● % Developed Markets	94.27%
● % Emerging Markets	5.73%

Region

● Americas	69.81%
● Greater Europe	18.66%
● Greater Asia	11.53%

Top 10 Holdings

Data as of Nov. 1, 2022



Symbol	Name	% Weight	Price	1Y Rtn
● BND	Vanguard Total Bond Market ETF	53.88%	70.35	-15.59%
● BNDX	Vanguard Total International Bond ETF	23.46%	47.94	-12.15%
● VTI	Vanguard Total Stock Market ETF	12.67%	194.03	-16.87%
● VXUS	Vanguard Total International Stock ETF	8.01%	47.33	-24.77%
● VMFXX	Vanguard Federal Money Market Investor	1.99%	1.00	0.89%

Performance data quoted presents past performance; past performance does not guarantee future results; the investment return and principal value of an investment will fluctuate; an investor's shares, when redeemed, may be worth more or less than their original cost; current performance may be lower or higher than quoted performance data and can be accessed at https://go.ycharts.com/fund_contact_info (See Important Disclosures for standardized returns information).